

We just want to remind all our athletes, including those whose programs allow drop-ins, that you **MUST RESERVE** a spot for each class session you are interested in attending. Please remember that due to COVID we are operating with class size limits.

The WODIFY online web portal can be found on YETI MMA's website (<https://www.yetimma.com/schedule--pricing--class-registration--wodify-portal.html>) if you don't want to use the app.

We are enclosing below detailed instructions below.

If you have questions or encounter issues, **PLEASE DO NOT CONTACT COACHES** with schedule-related issues.

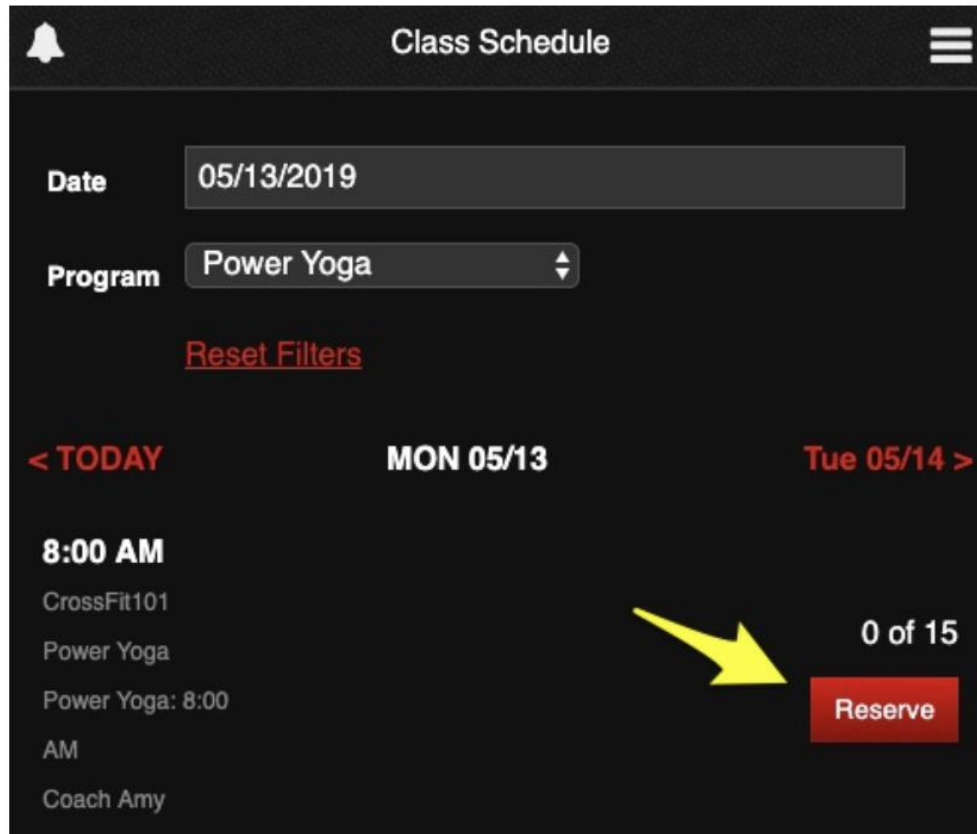
Please contact David Martin at YETI MMA. He can be reached via email at [david.martin@yetimma.com](mailto:david.martin@yetimma.com), text message: 908-370-4169, or via telephone at 908-858-5558.

#### Athletes can reserve a spot for each class from:

- Wodify Black & White Legacy App for [iOS](#) or [Android](#)
- Wodify Athlete App for [iOS](#) or [Android](#)
- Your Affiliate's Website
- [Wodify Desktop Site](#)

#### [Wodify Black & White Legacy App](#)

- 1 Login to Wodify from a mobile device
- 2 Click the Class Schedule tab
- 3 Scroll through the list of classes and find a class to make a reservation
- 4 Click on the 'Reserve' button to make a reservation for the class that you would like to attend.
- 5 Click the 'Cancel' button if you would like to cancel your reservation



### [Wodify Athlete App](#)

- 1 Login to Wodify Athlete from a mobile device
- 2 Select the Classes Tab at the bottom of the app
- 3 Scroll through the list of classes and select a class
- 4 Click on the **Reserve** button to make a reservation for the class that you would like to attend
- 5 Click into the class and select the **Cancel Reservation** button if you would like to cancel your reservation

# Schedule

CLASSES APPOINTMENTS

MONDAY, MAY 18



Programs • 4

## CrossFit: 5:00 AM

05:00<sup>AM</sup> - 06:00<sup>AM</sup>

RESERVE

0 of 12 reserved

## CrossFit: 6:00 AM

06:00<sup>AM</sup> - 07:00<sup>AM</sup>

JOIN WAITLIST

Class full. 0 in waitlist

## CrossFit: 7:00 AM

07:00<sup>AM</sup> - 08:00<sup>AM</sup>

RESERVE

0 of 2 reserved

## Strength: 8:00 AM

08:00<sup>AM</sup> - 09:00<sup>AM</sup>

SIGN IN

No reservation required

## Open Gym: 10:0...

10:00<sup>AM</sup> - 11:00<sup>AM</sup>

SIGN IN

reservation required













## Wodify Web App

- 1 Login to your Wodify account
- 2 Click the [Calendar](#) tab
- 3 View the Calendar
  - The *white calendar icon* signals a class that is open for registration
  - Your box determines how early each Athlete can register for a class. In the example below, only classes that begin in the next 24 hours are open for reservation
  - Classes not open for registration are identified with a *gray calendar icon*

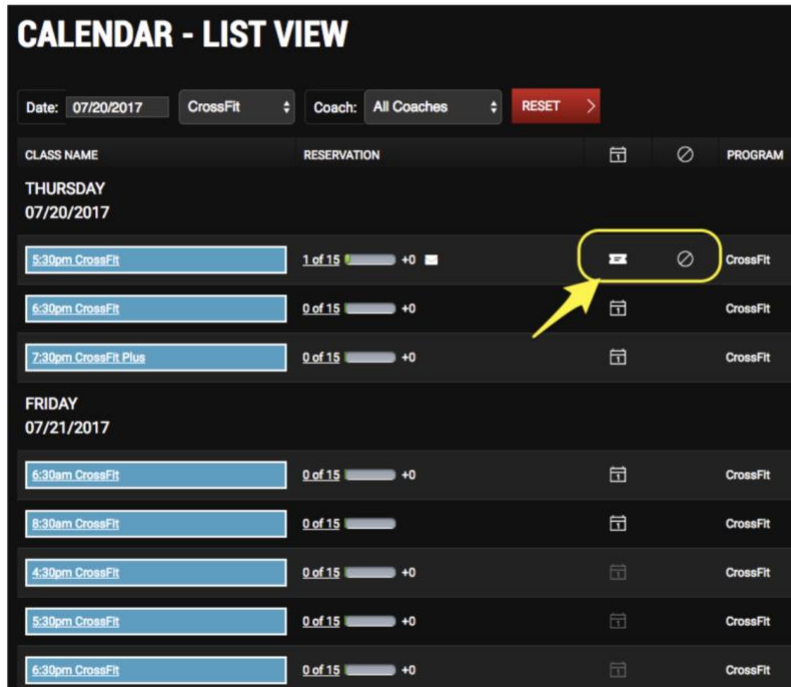
**CALENDAR - LIST VIEW**

Date: 07/20/2017   CrossFit   Coach: All Coaches   RESET >

CLASS NAME	RESERVATION			PROGRAM
<b>THURSDAY</b> 07/20/2017				
5:30pm CrossFit	0 of 15	+0	 	CrossFit
6:30pm CrossFit	0 of 15	+0		CrossFit
7:30pm CrossFit Plus	0 of 15	+0		CrossFit
<b>FRIDAY</b> 07/21/2017				
6:30am CrossFit	0 of 15	+0		CrossFit
8:30am CrossFit	0 of 15			CrossFit
4:30pm CrossFit	0 of 15	+0	 	CrossFit
5:30pm CrossFit	0 of 15	+0		CrossFit
6:30pm CrossFit	0 of 15	+0		CrossFit

- 4 To make a reservation, click the white calendar icon

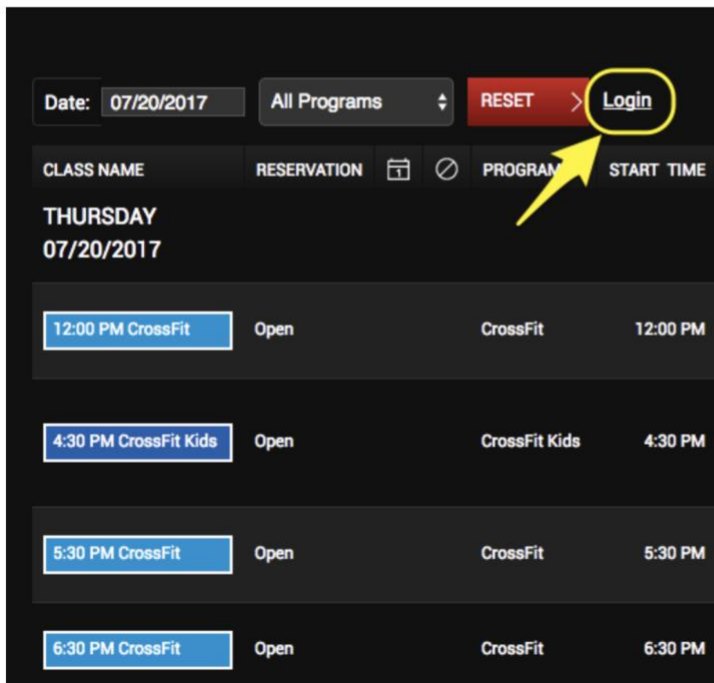
- 5 Immediately after you click the white calendar icon:
- The icon changes to a ticket, indicating you have successfully made the reservation
  - A cancel icon appears; click this if you wish to cancel
  - The reservation count and meter increase by 1



- 6 You are free to make or cancel reservations to as many classes available at any time

## Affiliate Website

- 1 This process is very similar to reserving from the Wodify Web App
- 2 Open your Affiliate's Website
- 3 Find the class schedule
- 4 From within the schedule pane, click 'Login'



- 5 Log in with your Wodify username and password
- 6 Follow the same steps as listed in the above Wodify Web App tutorial to reserve or cancel a reservation